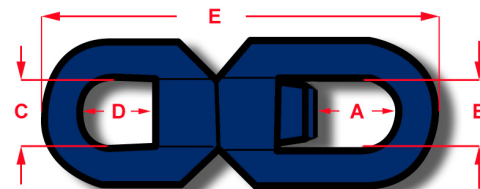


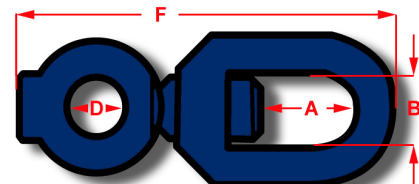
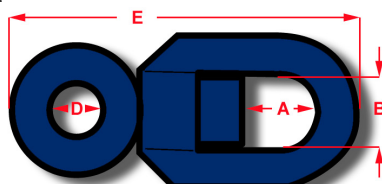
DREJELED BLÅMALET STÅL
SWIVELS – BLUE PAINTED STEEL



Best. nr.	Størrelse		A	B	C	D	E	Swl	Brud	Vægt
Order no.	Size		A	B	C	D	E	Swl	Break load	Weight
	mm	inch	mm	mm	mm	mm	mm	Tons 1:5	Tons	Kg/PCs
G402-8 (*)	8	5/16"	30	20	22	21	109	0,5	2,5	0,16
A08STG (*)	8	5/16"	20	13	12	12	80	0,5	2,5	0,08
A10ST	10	3/8"	32	28	25	31	123	0,6	3,0	0,23
A12ST	12	1/2"	35	30	28	33	140	1,1	5,5	0,40
A14ST	14	9/16"	40	38	33	37	168	1,3	6,5	0,65
A16ST	16	5/8"	40	38	33	41	180	1,5	7,5	0,76
A19ST	19	3/4"	50	38	35	47	200	2,4	12	1,30

(*) GALVANISERET / GALVANISED

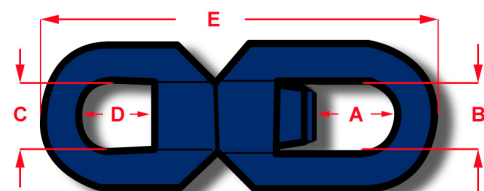
DREJELED BLÅMALET STÅL, SMEDET
SWIVELS – BLUE PAINTED STEEL, FORGED



Best. nr.	Størrelse		A	B	C	D	E	Swl	Brud	Vægt
Order no.	Size		A	B	C	D	E	Swl	Break load	Weight
	mm	inch	mm	mm	mm	mm	mm	Tons 1:5	Tons	Kg/PCs
A16FO	16	5/8"	30	28	22	22	150	2,4	12,0	0,87
A19FO	19	3/4"	42	40	28	28	185	3,8	19,0	1,30
A22FO *	22	7/8"	57	48	34	34	230	5,3	26,5	2,20
A22FOL	22	7/8"	57	48	47	47	250	5,3	26,5	2,40
A25FO *	25	1"	63	52	37	37	265	7,2	36,0	3,65
A25FOL	25	1"	63	52	47	47	280	7,2	36,0	3,80
A28FO	28	1 1/8"	65	52	37	37	280	9,0	45,0	4,30

* / LAGERFØRES MED RING (VARENUMMER PÅFØRES "-R") * / SUPPLIED WITH RING MOUNTED (ADD LETTER "-R")

DREJELED BLÅMALET STÅL
SWIVELS – BLUE PAINTED STEEL



Best. nr.	Størrelse		A	B	C	D	E	Swl	Brud	Vægt
Order no.	Size		A	B	C	D	E	Swl	Break load	Weight
	mm	inch	mm	mm	mm	mm	mm	Tons 1:5	Tons	Kg/PCs
A28ST	28	1 1/8"	50	50	50	50	285	10,0	50,0	5,60
A32ST	32	1 1/4"	60	57	55	50	305	12,5	62,5	7,20
A38ST	38	1 1/2"	72	60	55	55	340	15,4	77,0	9,90

EKSTRA TILLÆG: G=GALV. C=CERTIFIKAT / EKSTRA ADD ON SERVICES: G=GALV. C=CERTIFICATE