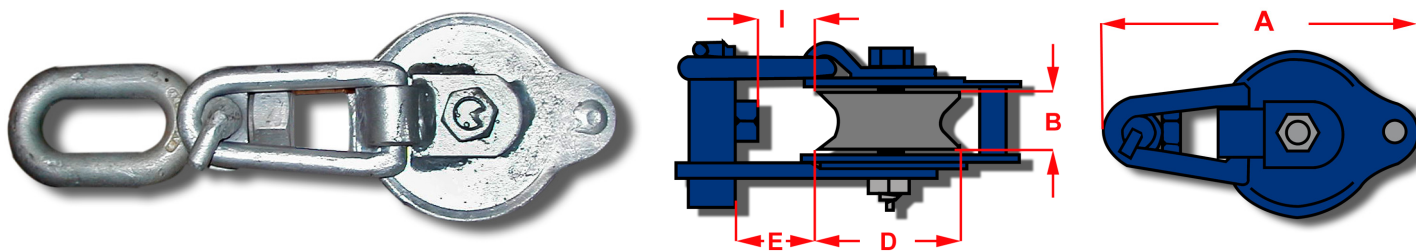


BMM – KASTEBLOKKE, BLÅ MALEDE MED BRONZE LEJER

BMM – SNATCH BLOCKS, BLUE PAINTED WITH BRONZE BUSHINGS



Best. nr. Order no.	A	B	D	E	I	SWL Ton 1:5	Brudstyrke Breaking load Ton	Vægt/stk. Weight/Pcs Kg.
KS 40 ☒	250	45	110	45	38	3,5	17,5	7,8
KS 50 ☒	325	60	150	80	60	4,6	23,0	15,5
KS 60 ☒	375	60	215	50	50	6,0	30,0	24,0

Blokkene skal bestilles med: / Blocks must be ordered with:

E Swivel øje / Swivel eye

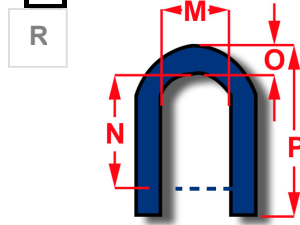
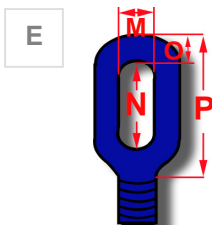
R Fast øje / Firm eye

Ekstra tillæg / Extra add on services

G Galvaniserede / Galvanised

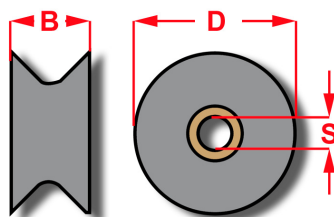
C Testede med certifikat / Tested with certificate

Top / Heads

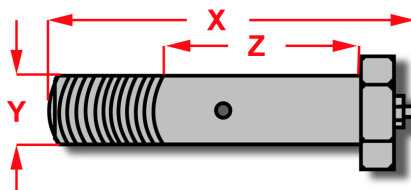


Order no.	M	N	O	P	M	N	O	P
	mm	mm	mm	mm	mm	mm	mm	mm
KS 40 ☒	38	54	19	102	33	82	24	134
KS 50 ☒	48	65	22	115	40	95	28	153
KS 60 ☒	53	70	25	132	40	95	28	153

Skiver / Sheaves



Bolte / Bolts



Article	B	D	S	Weight	Article	X	Y	Z	Weight
	mm	mm	Mm	Kg.		mm	mm	mm	Kg.
SKS 40	45	110	20	2,30	PKS 40	103	20	63	0,30
SKS 50	60	150	25	5,70	PKS 50	103	20	63	0,30
SKS 60	60	215	35	11,30	PKS 60	118	35	78	1,10