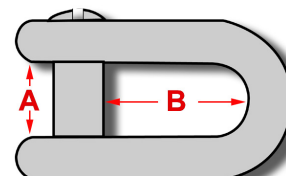


SJÆKLER - D-TYPE, GALV. M/KÆRVBOLT

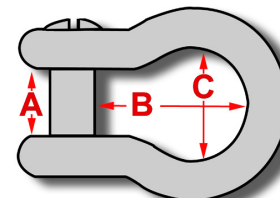
SHACKLES - DEE-TYPE, GALV. WITH COUNTERSUNK



Best. nr.	Godstykkeelse		A	B	Swl	Brud	Vægt/100	Antal/sæk
Order no.	Size		A	B	Swl	Break load	Weight/100	Qty./sack
	mm	Inch	mm	mm	Tons 1:5	Tons	Kg	Stk./PCs.
162-3/8	10	3/8	20	40	0,3	1,5	13,5	300
162-7/16	11	7/16	22	44	0,4	2,0	17,5	200
162-1/2	12	1/2	25	48	0,5	2,5	25,0	150
162-5/8	16	5/8	32	60	0,8	4,0	55,0	70
162-3/4	19	3/4	38	74	1,1	5,5	92,0	40
162-7/8	22	7/8	44	85	1,5	7,5	138,0	30
162-1	25	1	51	97	2,0	10,0	225,0	20

SJÆKLER - H-TYPE, GALV. M/KÆRVBOLT

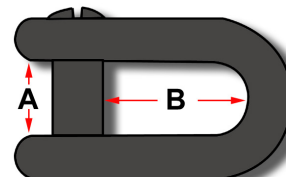
SHACKLES - BOW-TYPE, GALV. WITH COUNTERSUNK



Best. nr.	Godstykkeelse		A	B	C	Swl	Brud	Vægt/100	Antal/sæk
Order no.	Size		A	B	C	Swl	Break load	Weight/100	Qty./sack
	mm	Inch	mm	mm	mm	Tons 1:5	Tons	Kg	Stk./PCs.
168-3/8	10	3/8	20	42	30	0,3	1,5	14,0	300
168-1/2	12	1/2	25	52	39	0,5	2,5	26,0	150
168-5/8	16	5/8	32	67	48	0,8	4,0	55,0	70
168-3/4	19	3/4	38	80	57	1,1	5,5	110,0	40
168-7/8	22	7/8	44	92	66	1,5	7,5	150,0	30
168-1	25	1	51	107	75	2,0	10,0	225,0	20

SJÆKLER - D-TYPE, SORTE M/KÆRVBOLT

SHACKLES - DEE-TYPE, SELFCOLOUR WITH COUNTERSUNK



Best. nr.	Godstykkeelse		A	B	Swl	Brud	Vægt/100	Antal/sæk
Order no.	Size		A	B	Swl	Break load	Weight/100	Qty./sack
	mm	Inch	mm	mm	Tons 1:5	Tons	Kg	Stk./PCs.
164-1/2	12	1/2	25	48	0,5	2,5	25,0	150
164-5/8	16	5/8	32	60	0,8	4,0	55,0	70
164-3/4	19	3/4	38	74	1,1	5,5	92,0	40