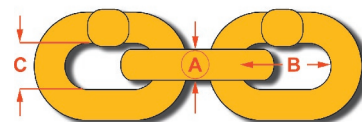
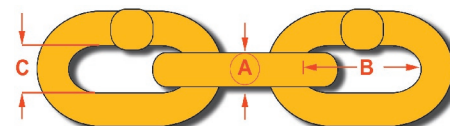


Stålkæde klasse 8 - kortleddet, gulmalet.
Steel chain grade 80 - short link, yellow painted.



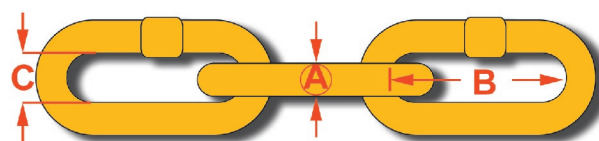
Best. nr.	Størrelse	A	B	C	Swl	Brud	Vægt	Tønde
Order no.	Size	A	B	C	Swl	Break load	Weight	Drum
		mm	mm	mm	tons 1:4	tons	kg/m	m
8477218	KL 07 - 8	7	21	10	1,5	6	1,1	500
8477219	KL 08 - 8	8	24	11	2	8	1,4	400
8479115	KL 10 - 8	10	30	15	3,2	12,8	2,2	250
8479214	KL 13 - 8	13	39	19	5,4	21,6	3,8	150
8479313	KL 16 - 8	16	48	24	8	32	5,7	100
8479412	KL 19 - 8	19	57	28	11,5	46	8	70

Stålkæde klasse 8 - midlink, gulmalet.
Steel chain grade 80 - mid link, yellow painted.



Best. nr.	Størrelse	A	B	C	Swl	Brud	Vægt	Tønde
Order no.	Size	A	B	C	Swl	Break load	Weight	Drum
		mm	mm	mm	tons 1:4	tons	kg/m	m
8490013	MID 10 - 8	10	39	14	3,2	12,8	2	250
8490112	MID 13 - 8	13	52	19	5,4	21,6	3,35	150
8490211	MID 16 - 8	16	64	25	8	32	5,3	100
8490212	MID 19 - 8	19	76	29	11,5	46	7,5	65
8490213	MID 22 - 8	22	88	30	15	60	9,4	55

Stålkæde klasse 8 - langeddet, gulmalet.
Steel chain grade 80 - long link, yellow painted.



Best. nr.	Størrelse	A	B	C	Swl	Brud	Vægt	Tønde/bdt.
Order no.	Size	A	B	C	Swl	Break load	Weight	Drum/bdl.
		mm	mm	mm	tons 1:4	tons	kg/m	m
8516114	HLL 09 - 8	9	53	15	2,5	10	1,4	300
8516213	HLL 11 - 8	11	63	19	3,8	15,2	2,1	200
8516312	HLL 13 - 8	13	80	20	5,4	21,6	2,9	150
885124	LL 16 - 8	16	100	26	8,2	32,2	4,25	100
885125	LL 19 - 8	19	100	28	11,2	36	6,5	75
885126	LL 22 - 8	22	120	36	15,2	48,8	8,5	55
885127	LL 28 - 8	28	150	39	24,5	78,8	14	50
885128	LL 32 - 8	32	170	44	32	128	19	50